



ready community | Business Intelligence

Empower users with quality information to analyse business performance and make timely and informed decisions.

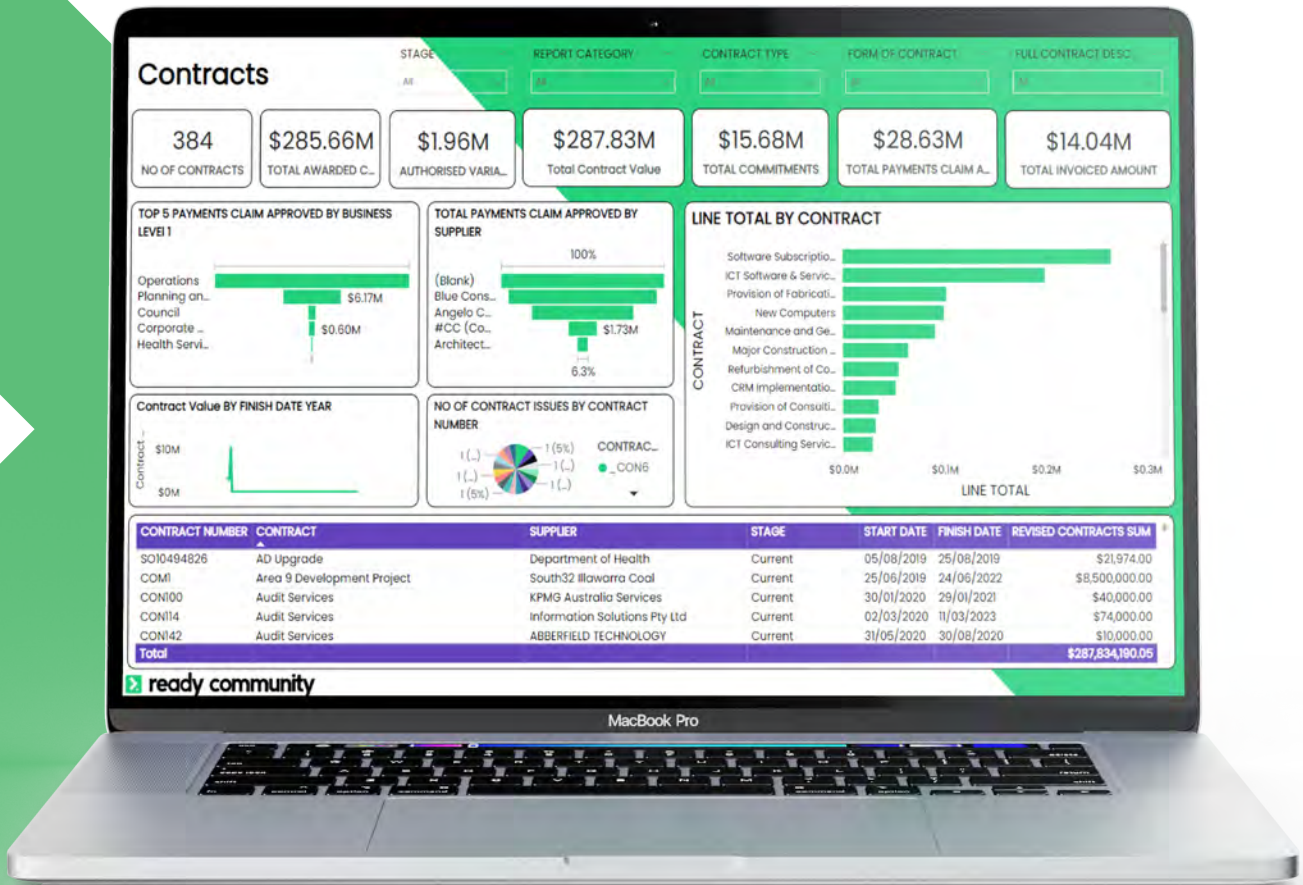
Ready Community Business Intelligence transforms how you use data within your organisation, so that any user, no matter their technical ability, can understand, analyse, and present business information. This data is stored within a secure cloud location and can be accessed anywhere on any device.

Multiple tools can be used to access this data, such as Microsoft Excel or Power BI. Power BI in particular provides a centralised location for easy-to-interpret dashboards that enable enhanced decision making, predictive business analysis and the ability for users to understand trends.



Want to learn more? Visit readycommunity.io/business-intelligence

With a simple, user-friendly dashboard, organisations can monitor the rate of change and trends in relation to their business objectives and visualise data sets based on time, activities, and locations.



Empower your organisation with Ready Community Business Intelligence, a transformative module that converts data into actionable insights through intuitive visualisations. Here's how it drives informed decisions, predictive analysis, and proactive risk management:

- Data-driven insights with integration:**
 Transform data into valuable trends and user-friendly visualisations for enhanced decision-making. With real machine data you can also create measures using multiple parameters and mathematical calculations.
- Predictive analysis:**
 Unlock predictive business analysis capabilities for better planning and strategy.
- Proactive risk management:**
 Anticipate and manage risks more effectively through data-driven insights.
- Location intelligence:**
 Convert geographic and cartographic data into visuals for insights.
- User-friendly dashboard:**
 Monitor changing trends, activities, and locations, all with a simple, user-friendly dashboard.

Key Features

Ready Community Business Intelligence transforms captured data into meaningful trends and easy-to-interpret visualisations.



Reads and interprets machine data

Ability to read machine data and create measures using multiple parameters and mathematical calculations



Geospatial mapping

Use location intelligence to transform information into graphical and cartographic representations



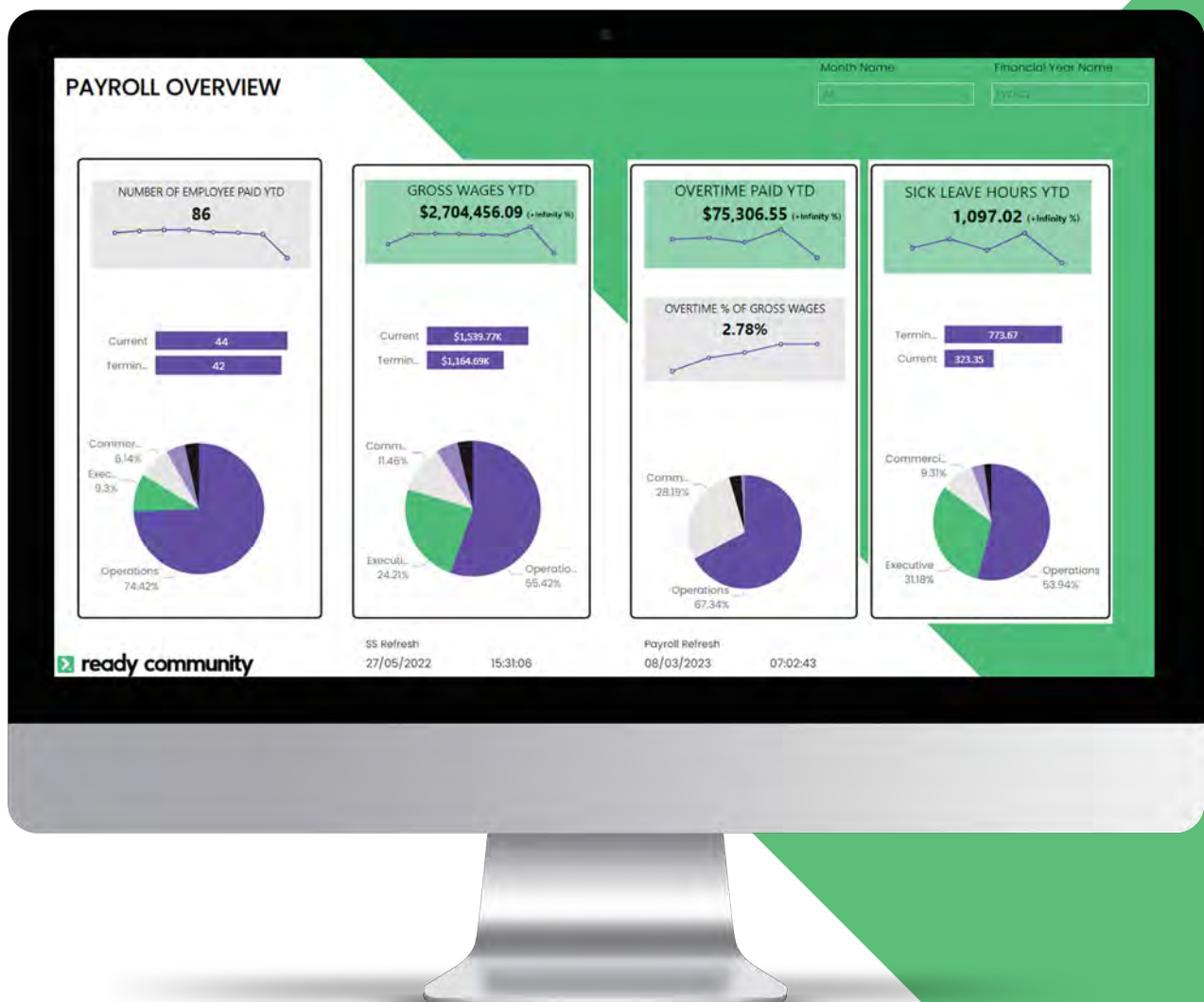
Dashboard

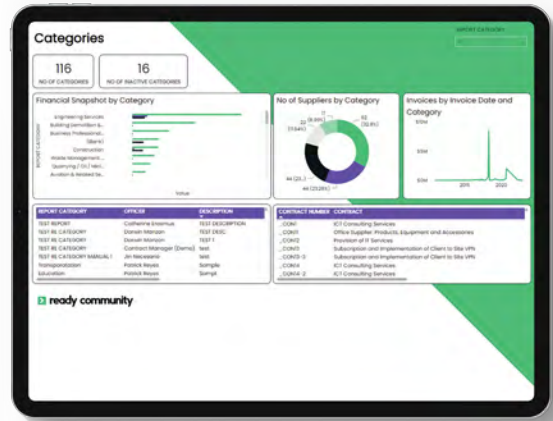
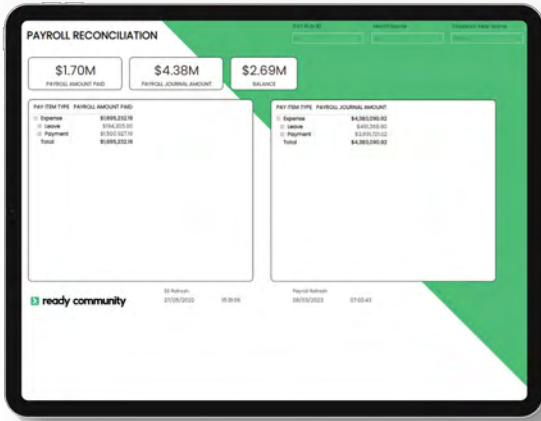
Simple, user friendly dashboard to monitor rate of change and trends



Data set visualisation

Visualise data sets based on time, activities and locations





Benefits

Business Intelligence can help facilitate data interpretation and strategic decision making, adding value to a business' corporate planning and maintenance responsibilities.



Insights

Explore insights and empower users to make faster, more informed business decisions



Security

Integration with Azure Active Directory provides multi-factor authentication, to ensure your data is kept secure



Measure performance

Understand business operations from new perspectives by measuring the performance of your departments and activities



Plan for the future

Collect data that accurately measures the effectiveness of your corporate plan



Motivation

Motivate managers and employees toward organisational goals



Save time

Save hours of administrative effort each month in generating reports



Contact

sales@gov.readytech.io

Connect with us

ReadyTech Government

readycommunity.io

